

BUCHANAN'S NATIVE PLANTS

Camellia Selection

Camellias are beautiful evergreen shrubs that bloom in a wide range of reds, pinks and whites. In the Houston area, these slow growing Asian exotics are best used as shrubs or hedges. They can also grow into small trees with the right conditions. There are more than 250 species of camellia and many more cultivars. Buchanan's broad selection of camellia shrubs allows you to find one with just the right size, color and bloom-time to meet your needs.

Camellia japonica

C. Japonica blooms between December and January and generally grows larger than the *C. sasanqua*. They tolerate morning sun and filtered afternoon shade and make an excellent screen for a shady area.


Camellia sasanqua

These are known as sun camellias, tolerating up to six hours of morning sun, but, in our neck of the woods, need afternoon shade. They bloom from late summer through fall (Sept-Dec), are more compact than *C. japonica* and do really well in containers.

Camellia sinensis

The leaves and leaf buds of this species are used to make tea! Green tea, white tea, oolong, and black tea are all harvested from this species. Some varieties, such as the 'Red Leaf Tea' have compact bushy habits, while others like the 'Large Leaf Tea' are more upright and reach 10'-12' in height.

Flower Forms



Single




Semi Double




Peony



Formal Double



Rose Form Double



Anemone

Fall Bloom Times – <i>C. sasanqua</i>	Spring Bloom Times – <i>C. japonica</i>
Early: Sept – Oct	Early: Dec – Jan
Mid: Oct – Nov	Mid: Feb – Mar
Late: Nov – Dec	Late: Mar - Apr

This and other plant care tip sheets are available at Buchanansplants.com.

BUCHANAN'S

NATIVE PLANTS

Camellia Care

Site selection

All camellias prefer afternoon shade, however, some varieties like 'Apple Blossom', 'Chansonette', 'Cotton Candy', 'Mine-No-Yuki', 'Shishigashira', 'William Lanier Hunt', 'Yuletide' and the 'Winter's Series' can tolerate more sun. In general, Sasanqua varieties take more sun than Japonica varieties.

Soil

Camellias appreciate a well-drained, acid soil high in organic matter. The **Rose and Azalea Soil** from The Ground Up is an excellent choice. **Acidified cotton bur compost** can also be used to lower the pH of your soil.

Fertilizer

Using the right fertilizer helps to maintain the appropriate soil acidity for camellias. **MicroLife Azalea fertilizer** works great. Alternately, some gardeners swear by cotton seed meal. Feed camellias on or around April Fool's Day, Fourth of July, and Labor Day to keep camellias looking good. When fertilizing, be sure to follow the instructions on the bag.

Mulch

Camellias are shallow rooted. Always maintain at least 2 inches of mulch to protect your camellia's roots from heat and cold. **Pine bark mulch or pine needles** are the best mulches for camellias because they provide protection and contribute to soil acidity.

Water

Camellias are not drought tolerant. They grow best in consistently moist but well-drained soil. Avoid overhead watering if possible. (Soaker irrigation avoids fungal diseases on the leaves).

Pests

Insect and disease problems are best prevented by growing a strong, healthy shrub. This can be achieved by providing excellent drainage, good air movement (don't crowd them) and consistent moisture.

This and other plant care tip sheets are available at Buchanansplants.com.

01/15/16